

IOX-BATTERY INSERT

Rev. A1 - 06/2021 - PAC-INSIOXBATTERY

For the most up-to-date version, please visit: gtb.page.link/YwQB

Preparing for Installation

Before installing, please document your GO9 Device and IOX-BATTERY serial numbers. This information is needed to verify the installation.

Ensure you have all the following IOX-BATTERY components:

- + GO9 Device
- + IOX-BATTERY
- + Adapter harness for GO9 RUGGED installs (HRN-RX06S4)

NOTE: It is recommended the IOX-BATTERY be first in line when using more than one IOX product.

Disclaimers

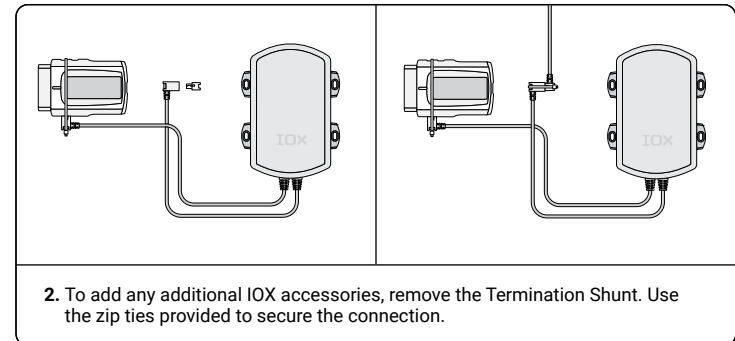
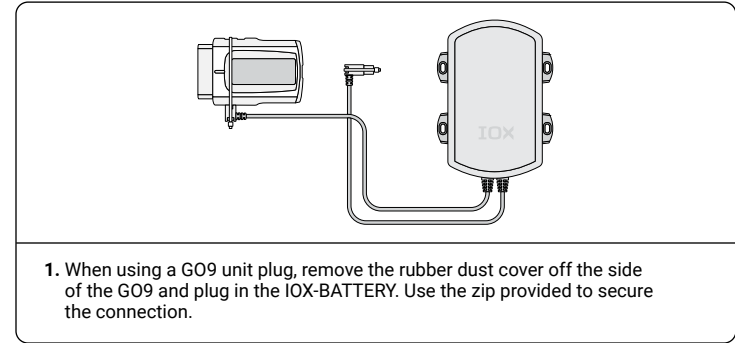
WARNING! Your in-vehicle devices must be kept clear of debris, water and other environmental contaminants. Failure to do so may result in units malfunctioning or short-circuiting that can lead to a fire hazard or vehicle damage or serious injury.

WARNING! Prior to the IOX-BATTERY installation, read and follow the Important Safety Information and Limitations of Use in the IOX-BATTERY document. Always read and follow all safety information to prevent loss of vehicle control and serious injury.

WARNING! Always unplug the GO9 Device from the OBD port before plugging in or unplugging any IOX accessories. Failure to do so may damage the GO9 Device permanently.

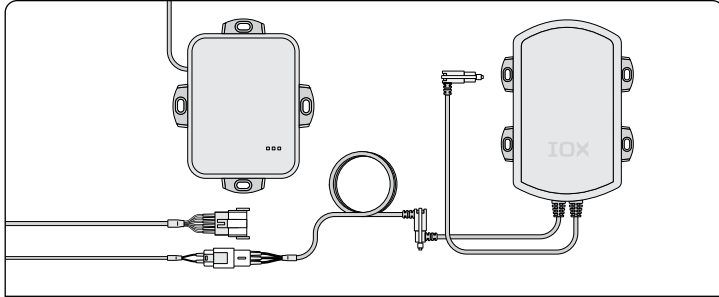
IOX-BATTERY Installation Instructions (GO9 Device)

Complete the following steps to successfully install the IOX-BATTERY to a GO9 Device:

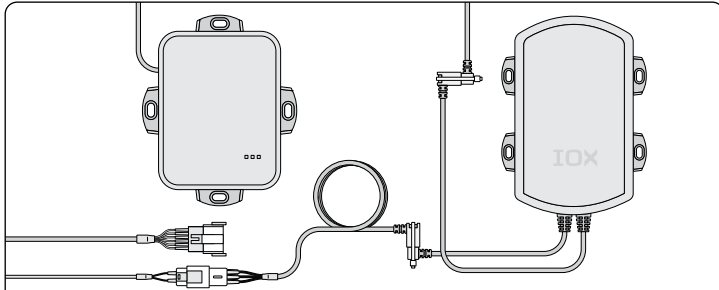


IOX-BATTERY Installation Instructions (GO9 RUGGED)

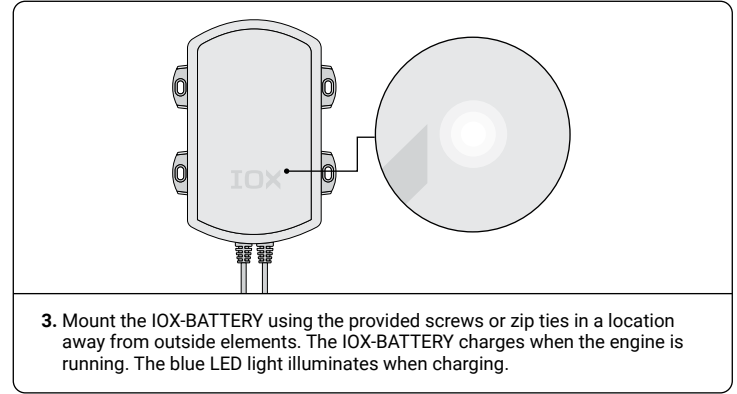
Complete the following steps to successfully install the IOX-BATTERY to a GO9 RUGGED device:



1. When installing the IOX-BATTERY with a GO9 RUGGED, a HRN-RX06S4 harness must be used to complete the connection. Use the zip ties provided to secure the connection.



2. To add any additional accessories, remove the Termination Shunt. Use the zip ties provided to secure the connection.



3. Mount the IOX-BATTERY using the provided screws or zip ties in a location away from outside elements. The IOX-BATTERY charges when the engine is running. The blue LED light illuminates when charging.

NOTE: Although the IOX-BATTERY casing has a IP67 rating, the IOX connections are not rated for outside elements.